

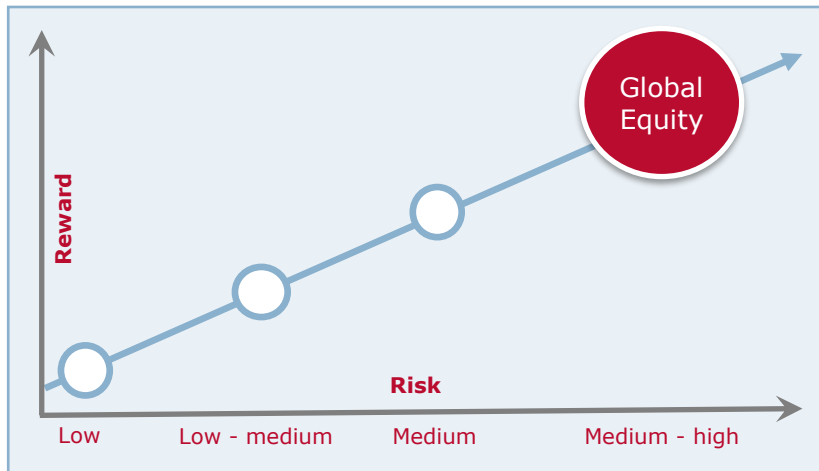
# Kagiso Global Equity Fund

## October 2021

Date of issue: 12 November 2021

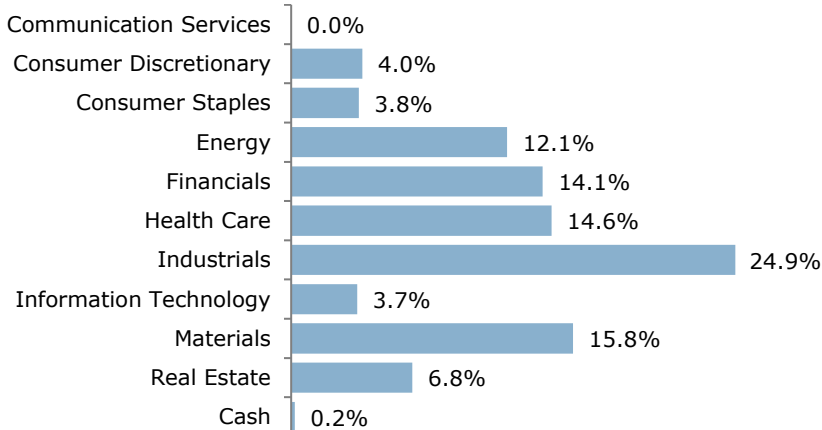


### Risk and reward profile



This fund aims to be fully invested in international equities and is positioned in our team's best ideas, which emanate from our bottom-up research process. This usually entails significant deviations from market cap-weighted benchmark positions. Active portfolio management is incorporated in search of an optimal risk/reward balance and consistent positive alpha.

### Asset and sector allocation



### Top 10 equity holdings

Siemens	7.0%	Kinder Morgan	5.2%
Inpex	6.9%	Prudential plc	5.0%
Bayer	6.0%	Siemens Energy	4.9%
Aroundtown	5.7%	Evonik	4.9%
Nisshinbo	5.5%	Boston Scientific	4.7%
		<b>Total</b>	<b>55.8%</b>

**Pricing:** The Fund is valued and priced at 23:00 (Irish time) on each dealing day using the last traded price on each relevant market. The deadline for receiving instructions is 14:00 (South African time) each business day to ensure same day value. Forward pricing is used.

Kagiso Global Equity Fund is a sub-fund of Kagiso Global Asset Management ICAV. This Fund is managed by KBA Consulting Management Limited. The Fund and the Manager are authorised in Ireland and regulated by the Central Bank of Ireland.

Unit trusts are generally medium to long-term investments. The value of units will fluctuate and past performance should not be used as a guide for future performance. Kagiso does not provide any guarantee either with respect to the capital or the return of the portfolio(s). In addition, macroeconomic, political, foreign exchange, tax and settlement risks may apply. However, our robust investment process takes these factors into account. Unit trusts are traded at ruling prices and can engage in scrip lending and borrowing. Exchange rate movements, where applicable, may affect the value of underlying investments. Different classes of units may apply and are subject to different fees and charges. Kagiso has the right to close the portfolio to new investors in order to manage it more effectively in accordance with its mandate.

**Additional information:** Please read the Key investor information in conjunction with the Supplemental Deed of the fund and the Fund prospectus.



### Portfolio Manager

Gavin Wood  
BBusSc, FFA, CFA

### Fund objective

To achieve a total portfolio return that is better than the world equity market, over the long term.

**This fund is suitable for** investors who are in their wealth accumulation phase, seeking exposure to equity markets. A typical investor would be able to withstand short-term market fluctuations in pursuit of maximum capital growth over the long term.

### Invest with us

Client service: +(353)1 434-5122  
Email: Kagiso\_TA\_Queries@ntrs.com

### Fees and charges (excl VAT)

Initial fee		0.00%
Management fee	Class A	1.35% pa
	Class B	0.85% pa

**Fund registration no (ISIN)** IE00BD5FJD62

### Portfolio Manager

Gavin Wood is a founder of Kagiso Asset Management (2001) and has headed up the investment team since inception. He also serves as Executive Director. Previously he was an investment analyst with Coronation Fund Managers.

**Fund mandate Vehicle** International equities UCITS

**Investment minimum** Class A \$10,000  
Class B \$1,000,000

**Benchmark** FTSE World Index

**Launch date** June 2018

**Fund size** \$82.76 million

**Classification** Global Equity Fund

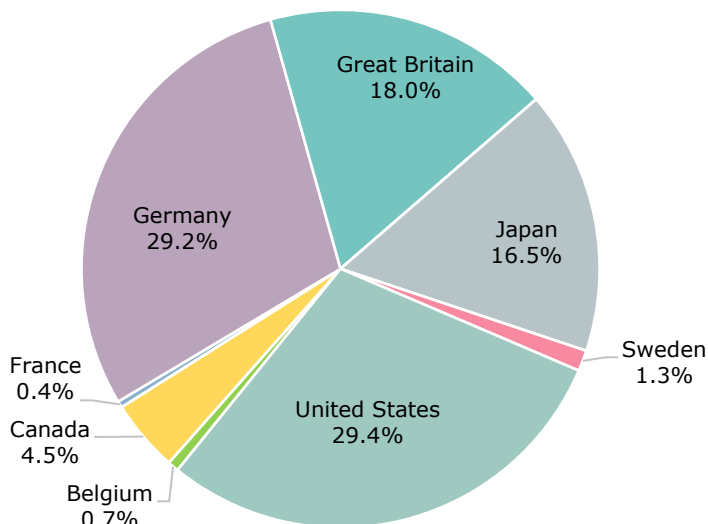
**Trustee** Northern Trust Fiduciary Services (Ireland) Limited

The Kagiso Global Equity Fund is approved for marketing in South Africa under S65 of the Collective Investment Schemes Control Act of 2002.

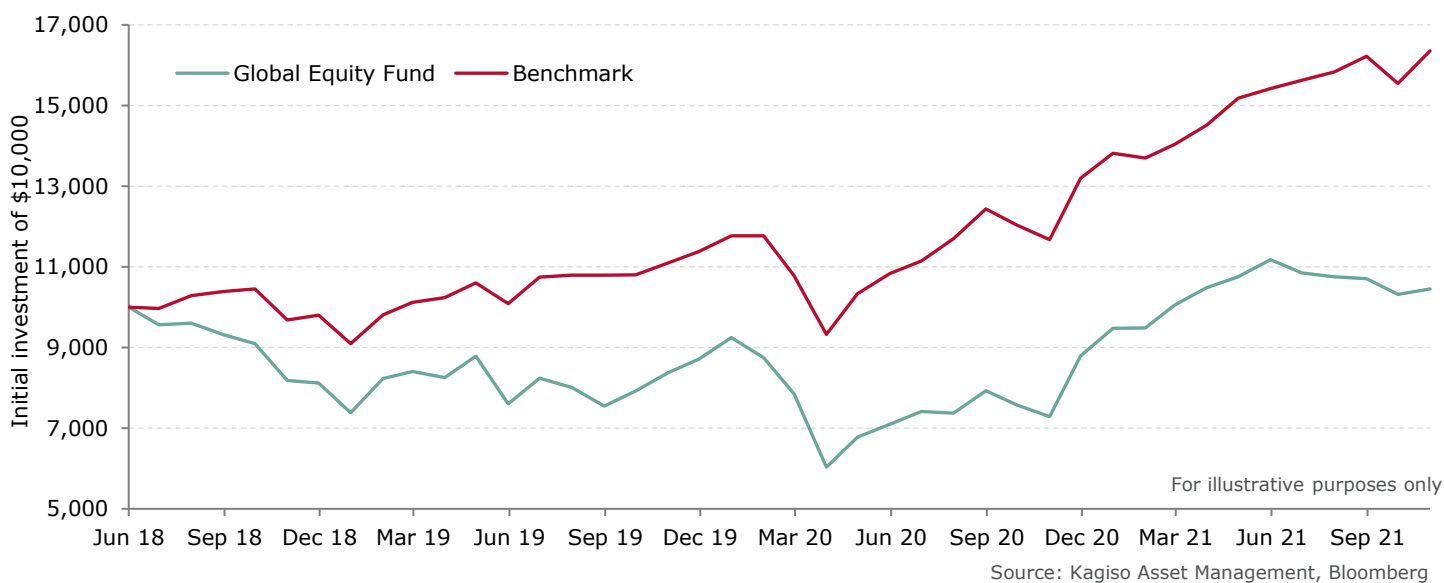
# Kagiso Global Equity Fund

October 2021

## Geographic allocation



## Performance<sup>1</sup>



## Performance

	Fund	Benchmark	Outperformance
1 year	43.5%	40.2%	3.3%
2 years	11.7%	20.9%	-9.2%
3 years	8.5%	18.2%	-9.7%
Since inception	1.3%	14.8%	-13.5%

## Risk statistics

	Fund	Benchmark
Annualised deviation	26.5%	17.3%
Maximum gain#	53.5%	33.4%
Maximum drawdown#	-39.7%	-20.8%
% positive months	51.2%	70.7%

# Consecutive months of change in the same direction

<sup>1</sup> Fund performance figures are gross of management fees. Calculations are based on a lump sum investment and all performances are annualised. Please note that market and exchange rate fluctuations may affect the value, price or income of investments. Past performance should not be used as a guide for future performance.